





District Health Assessment for Multiple District 5M through June 2025

|  | | Clubs | | | | | | | Membership | | | | | | | Member Strength | | Cancellation | | Reports | | | Finance | Leadership | | | |
|--|---|--------------|---------------------|-------------|--|-----------|-----------------|------------------------|---------------------------------|-------------------------------------|-----------------------------|---------|----------|--|---|----------------------------|-------------------------------|--------------------------------------|----------------------------|-------------------------------------|------------------------------|----------------------|----------------------------------|----------------------------------|--------------------------------|----------------------------------|--------------------------------|
| District Name | Status/ Number of Months in Status * | Active Clubs | Clubs in Status Quo | Total Clubs | % Status Quo Clubs in Financial Suspension | New Clubs | Cancelled Clubs | YTD Net Club Gain/Loss | Current Members In Active Clubs | Current Members In Status Quo Clubs | Current Total Members Count | YTD Add | YTD Drop | YTD NetGrowth (includes Active and Status Quo) | YTD NetGrowth% (includes Active and Status Quo) | Member Count 12 Months Ago | Average Member Count Per Club | % of Clubs with less than 20 members | Average Cancelled Club Age | Members Lost Due to Cancelled Clubs | % of Clubs Reporting Service | % No MMR in 3 Months | % No Officer Report in 12 months | % of Clubs with balance 90+ days | Number of Zone Chairs Recorded | Number of Region Chairs Recorded | District Officers Vacancies ** |
| 5M 1 | | 51 | 0 | 51 | 0% | 0 | 0 | 0 | 1679 | 0 | 1679 | 130 | 171 | -41 | -2.38% | 1,720 | 33 | 25% | 0 | 0 | 100% | 37% | 0% | 2% | 6 | 0 | |
| 5M 2 | | 64 | 0 | 64 | 0% | 1 | 0 | 1 | 2281 | 0 | 2281 | 264 | 238 | 26 | 1.15% | 2,255 | 36 | 27% | 0 | 0 | 100% | 17% | 0% | 2% | 8 | 0 | |
| 5M 3 | T(24) | 34 | 0 | 34 | 0% | 0 | 1 | -1 | 965 | 0 | 965 | 78 | 104 | -26 | -2.62% | 991 | 28 | 24% | 62 | 12 | 100% | 29% | 0% | 3% | 3 | 0 | |
| 5M 4 | | 53 | 0 | 53 | 0% | 1 | 0 | 1 | 1405 | 0 | 1405 | 131 | 138 | -7 | -0.50% | 1,412 | 27 | 40% | 0 | 0 | 100% | 32% | 0% | 2% | 6 | 0 | |
| 5M 5 | | 37 | 0 | 37 | 0% | 0 | 0 | 0 | 1354 | 0 | 1354 | 152 | 137 | 15 | 1.12% | 1,341 | 37 | 32% | 0 | 0 | 100% | 19% | 0% | 0% | 6 | 1 | |
| 5M 6 | T(24) | 31 | 0 | 31 | 0% | 0 | 1 | -1 | 1251 | 0 | 1251 | 190 | 128 | 62 | 5.21% | 1,189 | 40 | 35% | 70 | 11 | 100% | 16% | 0% | 3% | 4 | 0 | |
| 5M 7 | | 51 | 0 | 51 | 0% | 0 | 0 | 0 | 1687 | 0 | 1687 | 183 | 170 | 13 | 0.78% | 1,673 | 33 | 22% | 0 | 0 | 100% | 18% | 0% | 2% | 7 | 0 | |
| 5M 8 | | 73 | 0 | 73 | 0% | 2 | 0 | 2 | 2818 | 0 | 2818 | 239 | 233 | 6 | 0.21% | 2,812 | 39 | 10% | 0 | 0 | 100% | 23% | 0% | 3% | 9 | 0 | |
| 5M 9 | | 65 | 0 | 65 | 0% | 3 | 0 | 3 | 1948 | 0 | 1948 | 298 | 233 | 65 | 3.45% | 1,883 | 30 | 37% | 0 | 0 | 100% | 22% | 0% | 2% | 8 | 0 | |
| 5M 10 | T(24) | 21 | 0 | 21 | 0% | 0 | 2 | -2 | 700 | 0 | 700 | 147 | 106 | 41 | 6.22% | 659 | 33 | 38% | 74 | 31 | 100% | 19% | 0% | 5% | 6 | 0 | |
| 5M 11 | | 45 | 0 | 45 | 0% | 0 | 0 | 0 | 1210 | 0 | 1210 | 78 | 98 | -20 | -1.63% | 1,230 | 27 | 40% | 0 | 0 | 93% | 31% | 2% | 0% | 10 | 0 | |
| | | 525 | 0 | 525 | 0% | 7 | 4 | 3 | 17298 | 0 | 17298 | 1890 | 1756 | 134 | 0.78% | 17,165 | 33 | 29% | 70 | 54 | 99% | 24% | 0% | 2% | 73 | 1 | |




District Health Assessment for Multiple District 5 through June 2025

|  | | Clubs | | | | | | | Membership | | | | | | | Member Strength | | Cancellation | | Reports | | | Finance | Leadership | | | |
|--|---|--------------|---------------------|-------------|--|-----------|-----------------|------------------------|---------------------------------|-------------------------------------|-----------------------------|---------|----------|--|---|----------------------------|-------------------------------|--------------------------------------|----------------------------|-------------------------------------|------------------------------|----------------------|----------------------------------|----------------------------------|--------------------------------|----------------------------------|--------------------------------|
| District Name | Status/ Number of Months in Status * | Active Clubs | Clubs in Status Quo | Total Clubs | % Status Quo Clubs in Financial Suspension | New Clubs | Cancelled Clubs | YTD Net Club Gain/Loss | Current Members In Active Clubs | Current Members In Status Quo Clubs | Current Total Members Count | YTD Add | YTD Drop | YTD NetGrowth (includes Active and Status Quo) | YTD NetGrowth% (includes Active and Status Quo) | Member Count 12 Months Ago | Average Member Count Per Club | % of Clubs with less than 20 members | Average Cancelled Club Age | Members Lost Due to Cancelled Clubs | % of Clubs Reporting Service | % No MMR in 3 Months | % No Officer Report in 12 months | % of Clubs with balance 90+ days | Number of Zone Chairs Recorded | Number of Region Chairs Recorded | District Officers Vacancies ** |
| 5 NE | T(24) | 51 | 0 | 51 | 0% | 1 | 2 | -1 | 1194 | 0 | 1194 | 147 | 169 | -22 | -1.81% | 1,216 | 23 | 51% | 31 | 26 | 100% | 0% | 0% | 0% | 7 | 0 | |
| 5 NW | T(24) | 48 | 0 | 48 | 0% | 2 | 0 | 2 | 1223 | 0 | 1223 | 144 | 167 | -23 | -1.85% | 1,246 | 25 | 44% | 0 | 0 | 54% | 35% | 0% | 2% | 4 | 1 | |
| 5 SE | T(24) | 40 | 0 | 40 | 0% | 0 | 0 | 0 | 1020 | 0 | 1020 | 82 | 99 | -17 | -1.64% | 1,037 | 26 | 35% | 0 | 0 | 100% | 28% | 3% | 0% | 4 | 0 | |
| 5 SW | T(24) | 26 | 0 | 26 | 0% | 0 | 3 | -3 | 515 | 0 | 515 | 18 | 95 | -77 | -13.01% | 592 | 20 | 69% | 50 | 39 | 19% | 54% | 8% | 0% | 7 | 1 | 2nd VDG |
| | | 165 | 0 | 165 | 0% | 3 | 5 | -2 | 3952 | 0 | 3952 | 391 | 530 | -139 | -3.40% | 4,091 | 24 | 48% | 43 | 65 | 74% | 25% | 2% | 1% | 22 | 2 | |




District Health Assessment for Multiple District 9 through June 2025

|  | | Clubs | | | | | | | Membership | | | | | | | Member Strength | | Cancellation | | Reports | | | Finance | Leadership | | | |
|--|--------------------------------------|--------------|---------------------|-------------|--|-----------|-----------------|-------------------------|---------------------------------|-------------------------------------|-----------------------------|---------|----------|--|---|----------------------------|-------------------------------|--------------------------------------|----------------------------|-------------------------------------|------------------------------|----------------------|----------------------------------|----------------------------------|--------------------------------|----------------------------------|--------------------------------|
| District Name | Status/ Number of Months in Status * | Active Clubs | Clubs in Status Quo | Total Clubs | % Status Quo Clubs in Financial Suspension | New Clubs | Cancelled Clubs | YTD Net Club Gain/ Loss | Current Members In Active Clubs | Current Members In Status Quo Clubs | Current Total Members Count | YTD Add | YTD Drop | YTD NetGrowth (includes Active and Status Quo) | YTD NetGrowth% (includes Active and Status Quo) | Member Count 12 Months Ago | Average Member Count Per Club | % of Clubs with less than 20 members | Average Cancelled Club Age | Members Lost Due to Cancelled Clubs | % of Clubs Reporting Service | % No MMR in 3 Months | % No Officer Report in 12 months | % of Clubs with balance 90+ days | Number of Zone Chairs Recorded | Number of Region Chairs Recorded | District Officers Vacancies ** |
| 9 EC | T(24) | 42 | 0 | 42 | 0% | 0 | 0 | 0 | 1041 | 0 | 1041 | 72 | 130 | -58 | -5.28% | 1,099 | 25 | 52% | 0 | 0 | 64% | 26% | 0% | 0% | 5 | 3 | |
| 9 MC | T(24) | 37 | 0 | 37 | 0% | 0 | 3 | -3 | 774 | 0 | 774 | 51 | 127 | -76 | -8.94% | 850 | 21 | 54% | 31 | 35 | 41% | 41% | 0% | 0% | 2 | 0 | 2nd VDG |
| 9 NC | T(24) | 31 | 0 | 31 | 0% | 0 | 4 | -4 | 739 | 0 | 739 | 38 | 115 | -77 | -9.44% | 816 | 24 | 55% | 74 | 54 | 32% | 23% | 3% | 0% | 0 | 0 | GMT |
| 9 NE | T(24) | 40 | 0 | 40 | 0% | 0 | 1 | -1 | 1062 | 0 | 1062 | 68 | 94 | -26 | -2.39% | 1,087 | 27 | 48% | 83 | 11 | 73% | 40% | 0% | 3% | 7 | 0 | GLT |
| 9 NW | T(24) | 27 | 0 | 27 | 0% | 0 | 3 | -3 | 565 | 0 | 565 | 49 | 82 | -33 | -5.52% | 598 | 21 | 48% | 58 | 37 | 89% | 44% | 0% | 4% | 1 | 0 | GLT,GMT |
| 9 SE | T(24) | 38 | 0 | 38 | 0% | 0 | 0 | 0 | 740 | 0 | 740 | 56 | 85 | -29 | -3.77% | 769 | 19 | 61% | 0 | 0 | 45% | 32% | 0% | 0% | 4 | 0 | 1st VDG,2nd VDG,GST |
| 9 SW | T(24) | 43 | 0 | 43 | 0% | 0 | 2 | -2 | 1114 | 0 | 1114 | 86 | 150 | -64 | -5.43% | 1,177 | 26 | 44% | 65 | 19 | 58% | 37% | 0% | 2% | 0 | 0 | 1st VDG |
| | | 258 | 0 | 258 | 0% | 0 | 13 | -13 | 6035 | 0 | 6035 | 420 | 783 | -363 | -5.67% | 6,396 | 23 | 52% | 60 | 156 | 57% | 34% | 0% | 1% | 19 | 3 | |



District Health Assessment for Multiple District 27 through June 2025

|  | | Clubs | | | | | | | Membership | | | | | | | Member Strength | | Cancellation | | Reports | | | Finance | Leadership | | | |
|--|---|--------------|---------------------|-------------|--|-----------|-----------------|------------------------|---------------------------------|-------------------------------------|-----------------------------|---------|----------|--|---|----------------------------|-------------------------------|--------------------------------------|----------------------------|-------------------------------------|------------------------------|----------------------|----------------------------------|----------------------------------|--------------------------------|----------------------------------|--------------------------------|
| District Name | Status/ Number of Months in Status * | Active Clubs | Clubs in Status Quo | Total Clubs | % Status Quo Clubs in Financial Suspension | New Clubs | Cancelled Clubs | YTD Net Club Gain/Loss | Current Members In Active Clubs | Current Members In Status Quo Clubs | Current Total Members Count | YTD Add | YTD Drop | YTD NetGrowth (includes Active and Status Quo) | YTD NetGrowth% (includes Active and Status Quo) | Member Count 12 Months Ago | Average Member Count Per Club | % of Clubs with less than 20 members | Average Cancelled Club Age | Members Lost Due to Cancelled Clubs | % of Clubs Reporting Service | % No MMR in 3 Months | % No Officer Report in 12 months | % of Clubs with balance 90+ days | Number of Zone Chairs Recorded | Number of Region Chairs Recorded | District Officers Vacancies ** |
| 27 A1 | | 52 | 0 | 52 | 0% | 1 | 0 | 1 | 1927 | 0 | 1927 | 222 | 222 | 0 | 0.00% | 1,932 | 37 | 33% | 0 | 0 | 60% | 27% | 0% | 0% | 5 | 0 | |
| 27 A2 | | 38 | 0 | 38 | 0% | 0 | 1 | -1 | 1284 | 0 | 1284 | 120 | 106 | 14 | 1.10% | 1,270 | 34 | 24% | 21 | 0 | 95% | 32% | 3% | 5% | 8 | 0 | |
| 27 B1 | | 64 | 0 | 64 | 0% | 0 | 0 | 0 | 1782 | 0 | 1782 | 171 | 213 | -42 | -2.30% | 1,824 | 28 | 39% | 0 | 0 | 100% | 17% | 0% | 2% | 12 | 0 | |
| 27 B2 | | 66 | 0 | 66 | 0% | 0 | 1 | -1 | 2051 | 0 | 2051 | 150 | 212 | -62 | -2.93% | 2,113 | 31 | 30% | 58 | 14 | 80% | 21% | 0% | 2% | 10 | 0 | 2nd VDG |
| 27 C1 | | 51 | 0 | 51 | 0% | 0 | 0 | 0 | 1338 | 0 | 1338 | 82 | 113 | -31 | -2.26% | 1,369 | 26 | 27% | 0 | 0 | 55% | 35% | 0% | 0% | 0 | 0 | 2nd VDG, GLT, GMT, GST |
| 27 C2 | | 40 | 0 | 40 | 0% | 0 | 0 | 0 | 1424 | 0 | 1424 | 134 | 157 | -23 | -1.59% | 1,447 | 36 | 23% | 0 | 0 | 60% | 23% | 3% | 0% | 7 | 5 | DG, 2nd VDG |
| 27 D1 | | 56 | 0 | 56 | 0% | 0 | 1 | -1 | 1996 | 0 | 1996 | 139 | 230 | -91 | -4.36% | 2,087 | 36 | 25% | 28 | 15 | 68% | 32% | 0% | 0% | 12 | 0 | |
| 27 D2 | | 47 | 0 | 47 | 0% | 0 | 0 | 0 | 1575 | 0 | 1575 | 167 | 173 | -6 | -0.38% | 1,581 | 34 | 26% | 0 | 0 | 55% | 36% | 2% | 0% | 8 | 5 | |
| 27 E1 | | 43 | 0 | 43 | 0% | 0 | 0 | 0 | 1397 | 0 | 1397 | 135 | 146 | -11 | -0.78% | 1,408 | 32 | 28% | 0 | 0 | 70% | 30% | 0% | 2% | 7 | 0 | GST |
| 27 E2 | | 43 | 0 | 43 | 0% | 1 | 2 | -1 | 1568 | 0 | 1568 | 116 | 144 | -28 | -1.75% | 1,596 | 36 | 23% | 47 | 24 | 86% | 42% | 0% | 5% | 7 | 0 | |
| | | 500 | 0 | 500 | 0% | 2 | 5 | -3 | 16342 | 0 | 16342 | 1436 | 1716 | -280 | -1.68% | 16,627 | 33 | 28% | 40 | 53 | 73% | 29% | 1% | 1% | 76 | 10 | |

* - District Status: P - Provisional, T - Transitional.

** - District Officers Vacancies: DG - District Governor, 1st VDG - First Vice District Governor, 2nd VDG - Second Vice District Governor.